

FLOAT SWITCH – PUMP DUTY

2900 MERCURY SERIES – WIDE ANGLE FLOAT SWITCH

GENERAL

DESIGNED FOR OPERATING SEWAGE PUMPS TO CONTROL LIQUID LEVEL IN SUMPS. THE FLOAT SWITCH CAN ALSO BE UTILIZED TO SIGNIFY SPECIFIC WATER LEVELS OR FOR DIRECT ALARM ACTUATION.

SWITCH VARIATIONS

NORMALLY OPEN (N/O)

THE CONTACTS ARE OPEN (OR OFF) IN THE HANGING POSITION. AS THE FLOAT RISES 45° ABOVE HORIZONTAL, THE CONTACTS BECOME CLOSED AND ACTUATE (TURN ON) THE SWITCH. THIS FLOAT IS GENERALLY USED IN PUMP DOWN APPLICATIONS.

NORMALLY CLOSED (N/C)

THE CONTACTS ARE CLOSED (OR ON) IN THE HANGING POSITION. AS THE FLOAT RISES 45° ABOVE HORIZONTAL, THE CONTACTS BECOME OPEN AND ACTUATE (TURN OFF) THE SWITCH. THIS FLOAT IS GENERALLY USED IN PUMP UP APPLICATIONS.

SINGLE POLE, DOUBLE THROW (SPDT)

A VARIATION OF THE PREVIOUSLY LISTED SWITCHES. THIS FLOAT SWITCH CAN BE WIRED TO OPERATE AS EITHER (BUT NOT BOTH) A NORMALLY OPEN OR NORMALLY CLOSED SWITCH BASED ON THE USER'S NEED.

SWITCH SPECIFICATIONS

2900 SERIES MERCURY FLOAT SWITCHES ARE DESIGNED TO OPERATE UNDER THE FOLLOWING PARAMETERS.

MINIMUM OPERATING TEMPERATURE	-	32 DEGREES F.
MAXIMUM OPERATING TEMPERATURE	-	170 DEGREES F.
ELECTRICAL RATING	-	13 AMP – 120 VAC.
ELECTRICAL RATING	-	½ H.P. @ 120 VAC or 1 H.P. @ 240 VAC
ACTUATION POINT	-	45° ABOVE / BELOW HORIZONTAL.

POWER CORD SPECIFICATIONS

CONDUCTOR CORD – PHYSICAL	-	CHLORINATED POLY ETHYLENE.
ELECTRICAL FOR N/O OR N/C SWITCH	-	16 AWG 2, TYPE SJOW-300 VOLT.
ELECTRICAL FOR SPDT SWITCH	-	16 AWG 3, TYPE SJOW-300 VOLT.
OPTIONAL 120 VAC OR 240 VAC PIGGY BACK PLUG		

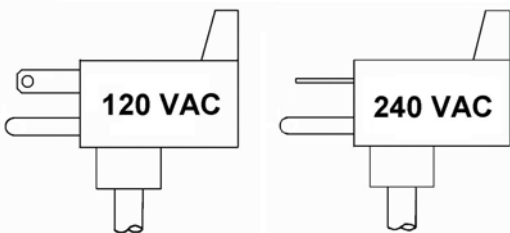
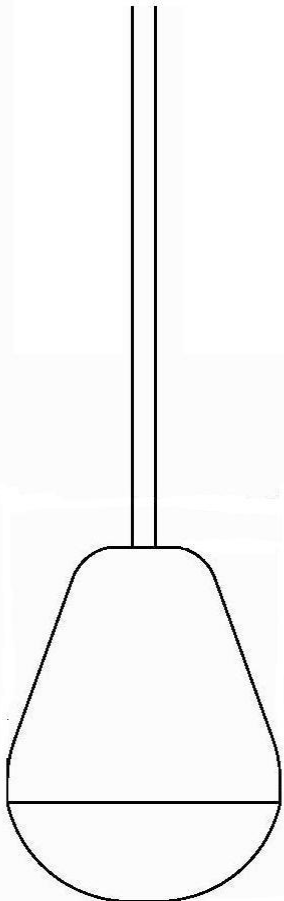
FLOAT SPECIFICATIONS

DURABLE POLYPROPYLENE MATERIAL CONSTRUCTION.
 SOLID POLYURETHANE FOAM INTERIOR.
 LEAK PROOF, SHOCK PROOF, AND IMPACT RESISTANT.
 RESISTANT TO SEWAGE AND WASTEWATER APPLICATIONS.
 FOR USE WITH INTRINSICALLY SAFE CIRCUITS. 6" TO 30" PUMPING RANGE

OPTIONAL CORD MOUNTING ASSEMBLIES AVAILABLE (NOT SHOWN)

ZINC PLATED CAST IRON CORD WEIGHT – 1.22 LBS.

POLYPROPYLENE CABLE CLAMP WITH STAINLESS STEEL BAND .



CONERY MFG INC
 info@conerymfg.com

1380 ENTERPRISE PARKWAY
 PH (419) 289-1444

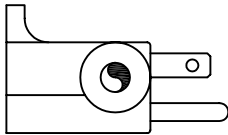
ASHLAND, OH 44805
 FAX (419) 281-0366



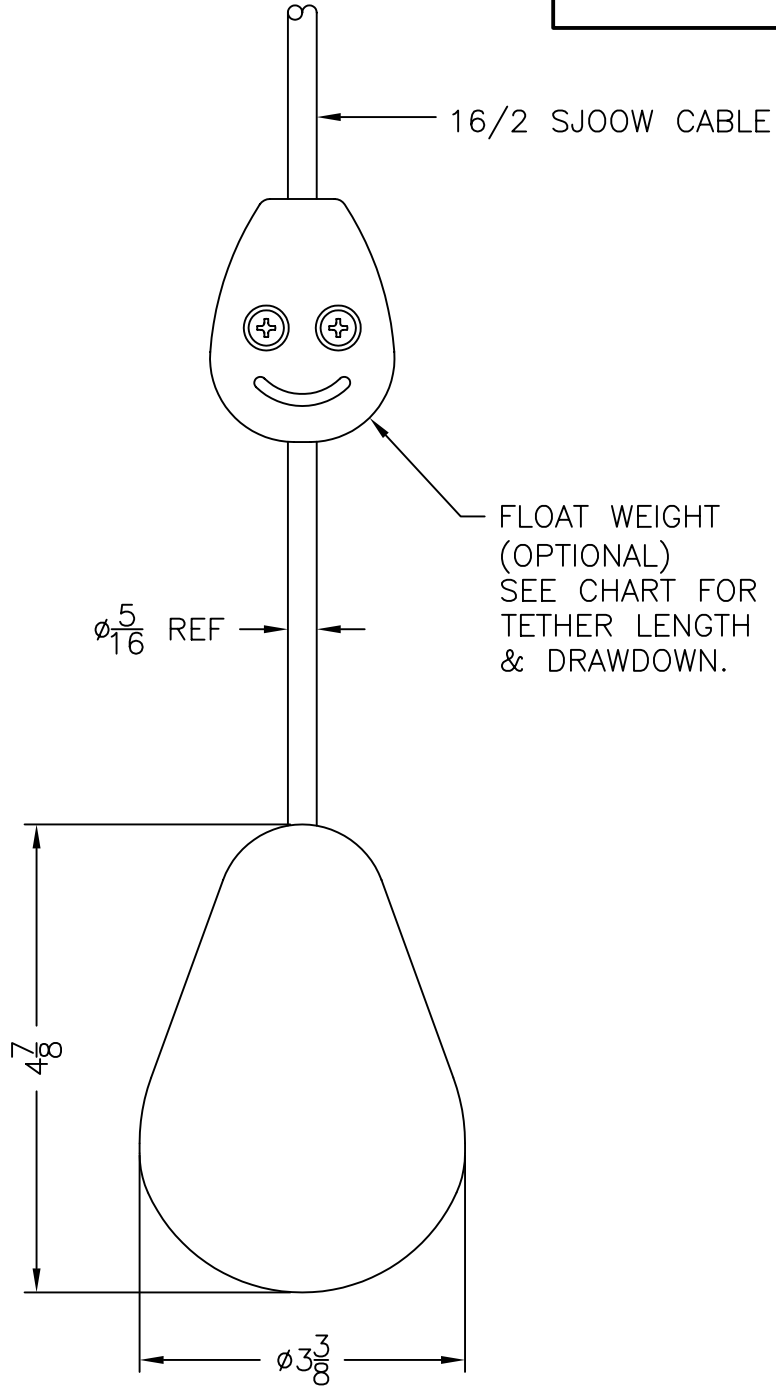
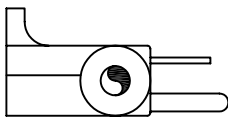
2900 SERIES B1,B2

PAGE
1

115V PIGGYBACK
PLUG (OPTIONAL)



230V PIGGYBACK
PLUG (OPTIONAL)



ALL INFORMATION CONTAINED IN THIS DRAWING IS
CONFIDENTIAL AND PROPRIETARY TO CONERY MFG, INC.



CHANGES	TOLERANCES	DRAWN BY	DATE
F	DECIMALS .XXX = ±.005 .XX = ±.010 FRACTIONAL X/X = ±.1/64 ANGLES X° = ±1/2°	D. MIDDLETON	03/18/04
E		MATERIAL SPECIFICATION: WIDE ANGLE FLOAT SWITCH	
D			
C			
B			
A			

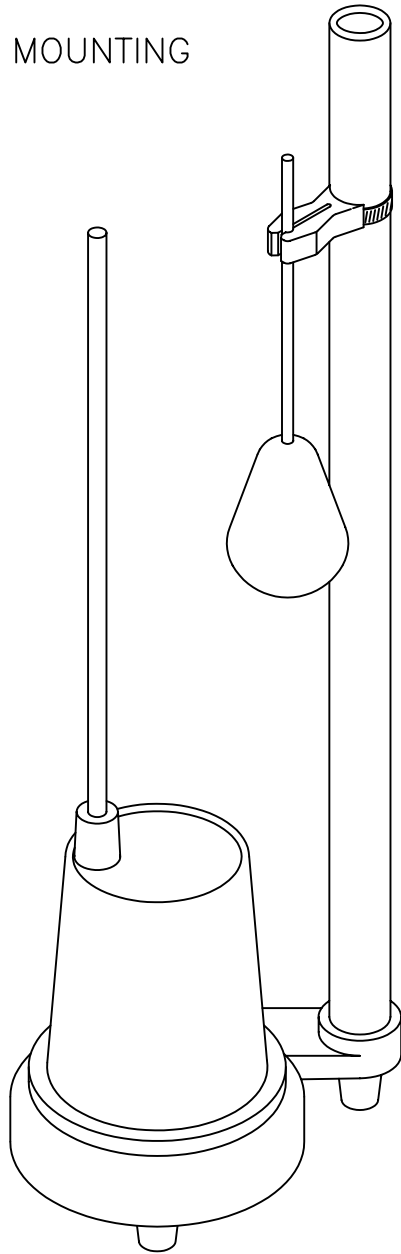
SPECIFICATION SHEET MERCURY FLOAT	
SCALE:	PART NO.
HALF	2900 SERIES B1,B2

NOTE: ALL ELECTRICAL DIAGRAMS SHOWN ARE EXAMPLES ONLY,
 CONSULT WITH LOCAL ELECTRICAL AUTHORITIES AND CODES.
 DO NOT USE THESE PRODUCTS IN GASOLINE, VOLATILES,
 OTHER COMBUSTIBLES.

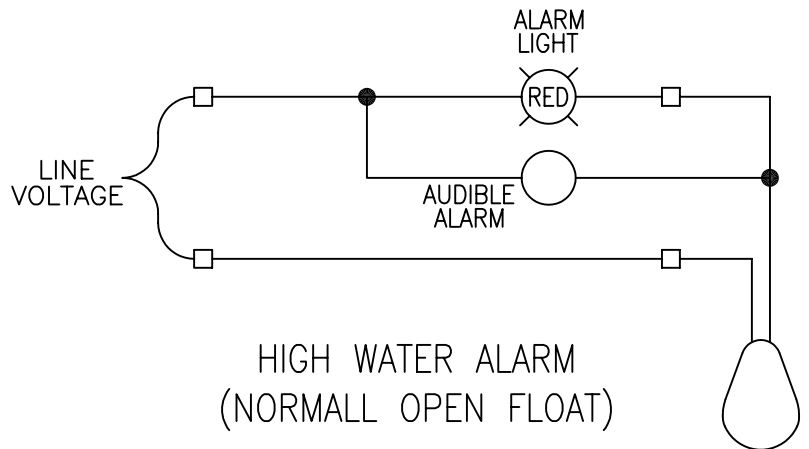
2900 SERIES B1, B2

PAGE
2

TYPICAL MOUNTING



FOR PUMP DOWN USE
 (NORMALLY OPEN FLOAT)
 FOR PUMP UP USE
 (NORMALLY CLOSED FLOAT)



HIGH WATER ALARM
 (NORMALL OPEN FLOAT)

ALL INFORMATION CONTAINED IN THIS DRAWING IS
 CONFIDENTIAL AND PROPRIETARY TO CONERY MFG, INC.



CHANGES	TOLERANCES	DRAWN BY	DATE
F	DECIMALS .XXX = ±.005 .XX = ±.010 FRACTIONAL X/X = ±.1/64 ANGLES X° = ±1/2°	D. MIDDLETON	03/18/04
E		MATERIAL SPECIFICATION: WIDE ANGLE FLOAT SWITCH	
D			
C			
B			
A			

SPECIFICATION SHEET MERCURY FLOAT	
SCALE:	PART NO.
NONE	2900 SERIES B1,B2